




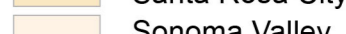








SUPERVISORIAL DISTRICT 1
NORTH VALLEY
MUNICIPAL ADVISORY COUNCIL (MAC)
OPTION 4 MAC BOUNDARY

 MAC Boundary	 School District
 2010 Census Designated Place (CDP)	 Petaluma Jt
 Base Zoning by Area	 Santa Rosa City
 City Limit	 Sonoma Valley
 Parcel	 State Highway
	 Residential Road


 1 in = 1,000 feet
 July 17, 2019

County of Sonoma
Permit and Resource Management Department
 2550 Ventura Avenue, Santa Rosa, California 95403
